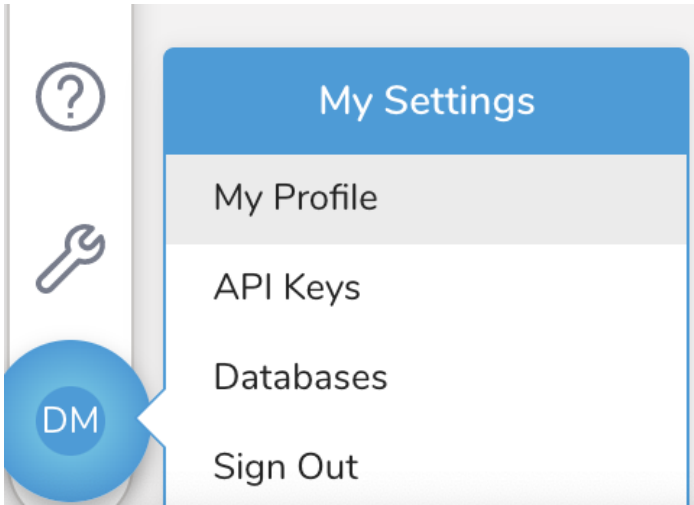


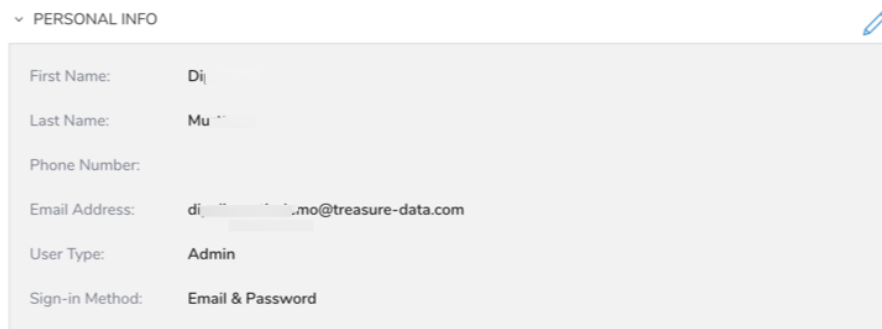
Changing Your Email Address

If you are not a restricted or SSO user, you can change the email address you use to login into TD Console.

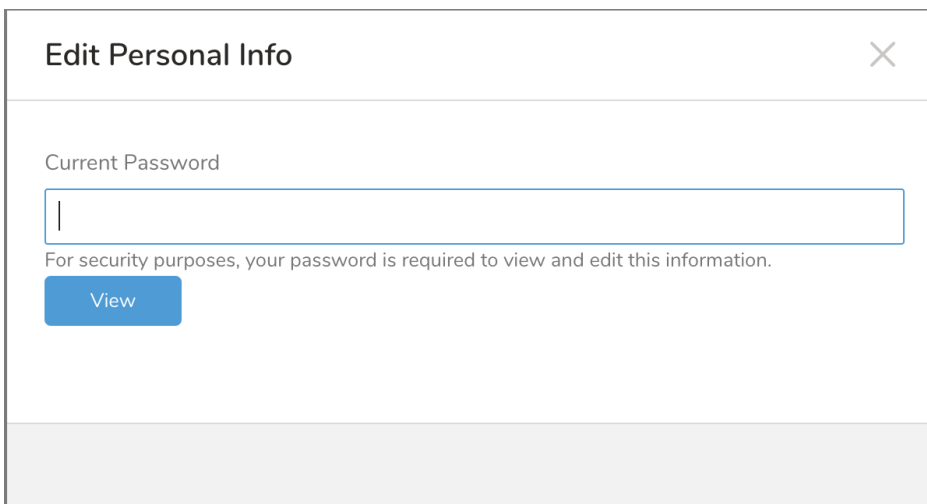
1. Open TD Console.
2. Navigate to **My Settings > My Profile**.



3. Select the edit pen.



4. Type your password. Select **View**.



5. Type your new email address in the Email Address field. Optionally, you can reset your password here.

Edit Personal Info ✕

First Name:

Last Name:

Phone Number:

Email Address:

6. Select **Save**.
7. A message will confirm that a verification email is sent to the new email address.
8. Check the new email address account for the verification email.
9. Follow the steps for verification.
10. The email address change is complete.