

# About the TD Console

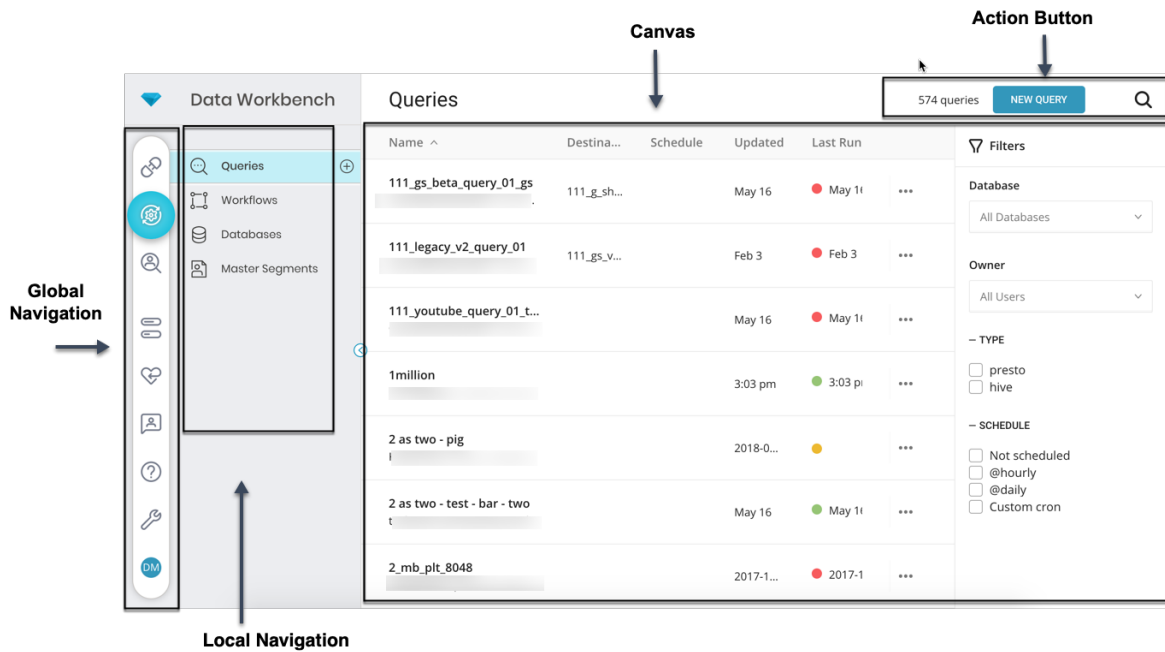
The Treasure Data (TD) Console provides an intuitive interface to help administrators set up and maintain the platform, marketers set up segments, and data engineers analyze large collections of data.

This topic includes:

- [Map of the TD Console](#)
- [Global and Local Navigation](#)
- [Canvas](#)
- [Action Button](#)

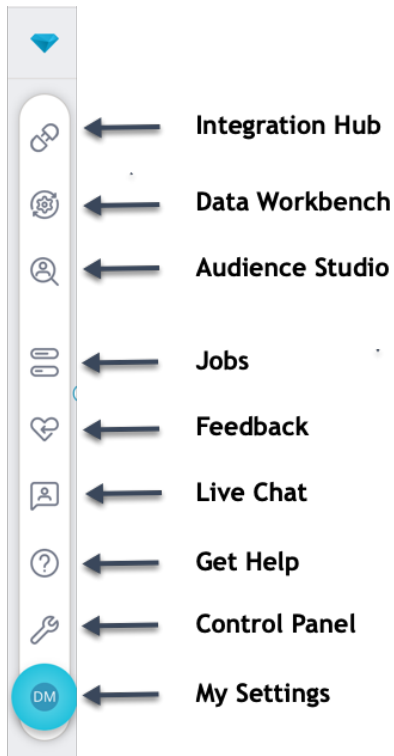
## Map of the TD Console

There are four main areas of the TD Console.



## Global and Local Navigation

The left navigation bar provides access to the various apps and support in the Treasure Data platform.



Global Navigation	Local Navigation	Description
Integrations Hub	<p><b>Integrations Hub</b></p> <ul style="list-style-type: none"> <li>Sources</li> <li>Authentications</li> <li>Catalog</li> </ul>	Set up your data connections and import that data in bulk from various data sources.
Data Workbench	<p><b>Data Workbench</b></p> <ul style="list-style-type: none"> <li>Queries (+)</li> <li>Workflows</li> <li>Databases</li> <li>Master Segments</li> </ul>	Query data, view databases, set up workflows for recurring queries, and set up master segments.

<b>Audience Studio</b>	<p style="text-align: center;"><b>Audience Studio</b></p> <p>Dashboard</p> <p>Segments &amp; Funnels</p> <p>Profiles</p> <p>Predictive Scoring</p> <p>Profiles API Tokens</p>	<p>Create a unified view of your customers using predefined master segments. You can create a new batch segment, view profiles, create predictive scoring models and set up profile API Tokens.</p>
<b>Jobs</b>	<p style="text-align: center;"><b>Jobs</b></p> <p>Manage your jobs generated from anywhere in the system.</p>	<p>View and monitor the status of all of your Treasure Data jobs. You can also view the status of these jobs under Sources in the Integrations Hub.</p>
<b>Feedback</b>	<p style="text-align: center;"><b>Feedback</b></p> <p>Share your ideas.</p> <p>How can we enhance our product?</p>	<p>Share your ideas for enhancing our product</p>
<b>Live Chat</b>	<p style="text-align: center;"><b>Live Chat</b></p> <p>Directly connect to our support team.</p>	<p>Connect directly with our support team.</p>
<b>Get Help</b>	<p style="text-align: center;"><b>Get Help</b></p> <p>Documentation</p> <p>Keyboard Shortcuts</p> <p>Support Tickets</p> <p>Release Notes</p> <p>System Status</p>	<p>Access documentation, learn keyboard shortcuts, submit support tickets, view product release notes and view the TD system status</p>

<b>Control Panel</b>	<div style="background-color: #4a90e2; color: white; padding: 5px; text-align: center; margin-bottom: 10px;">Control Panel</div> <ul style="list-style-type: none"> <li>Users</li> <li>Policies</li> <li>Audit Log</li> <li>Account Info</li> <li>Sign-in Settings</li> <li>IP Whitelist</li> <li>Utilization</li> </ul>	<p>With the correct privileges, manage users, policies, the audit log, account info, sign-in settings, the IP Whitelist, and view utilization summaries.</p>
<b>My Settings</b>	<div style="background-color: #4a90e2; color: white; padding: 5px; text-align: center; margin-bottom: 10px;">My Settings</div> <ul style="list-style-type: none"> <li>My Profile</li> <li>API Keys</li> <li>Databases</li> <li>Sign Out</li> </ul>	<p>Edit your profile, create API keys, and view which databases you own and have access to, and sign out of Treasure Data.</p>

## Canvas

The canvas is the main panel in the TD Console. Depending on your selection of global and local navigation, the canvas displays information for your review. If horizontal ellipses display, there are additional functions that you can perform on the selected entry.

### Queries

2129 queries
New Query
🔍

Name ^	Destination	Schedule	Updated	Last Run	
'queries/load_my_query3.sql'			Jan 7	● Jan 7	⋮
111_gs_one_drive_personal clon...			2020-07-15	● 2020-07-	⋮
111_gs_one_drive_personal clon...			Jan 14	● 2020-06-	⋮
111_gs_one_drive_personal clon...			Jan 14	● 2020-04-	⋮
18Oct dev test			Jan 17	● 2019-12-	⋮
18Oct dev test_again			Jan 17	● 2020-06-	⋮
18Oct dev test_again10			Jan 17	● 2020-03-	⋮

**Filters**

**Database**

**Owner**

**Keyword**

**– TYPE**


presto  
 hive

**– SCHEDULE**

Not scheduled  
 @hourly  
 @daily  
 Custom cron

# Action Button

Each canvas includes an action button, depending on your security privileges.

Databases		5092 databases			<a href="#">New Database</a>	
Name ^	Tables	Records	Last Impor...	Permission		
<b>000</b> Box00 Lee · 217.7 MB · test	55	1,848,556	Oct 21	administrator	...	
<b>0000c</b> Thomas Rubbert · 0 bytes · dfd	0	0	—	administrator	...	
<b>0000f</b> Thomas Rubbert · 0 bytes	0	0	—	administrator	...	
<b>000_delete</b> Gennady Soloninko · 0 bytes	0	0	—	administrator	...	